

- INTEGRAL SLEEVE FOR USE WITH GRILLE
- FOR USE IN STATIC SYSTEMS
- 1 1/2 HOUR RATING
- UL 555 CLASSIFIED

MODELS:

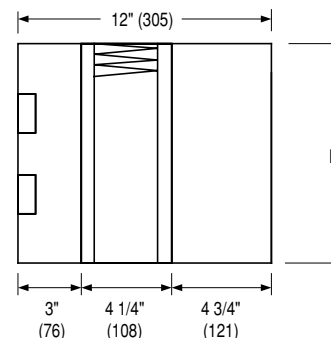
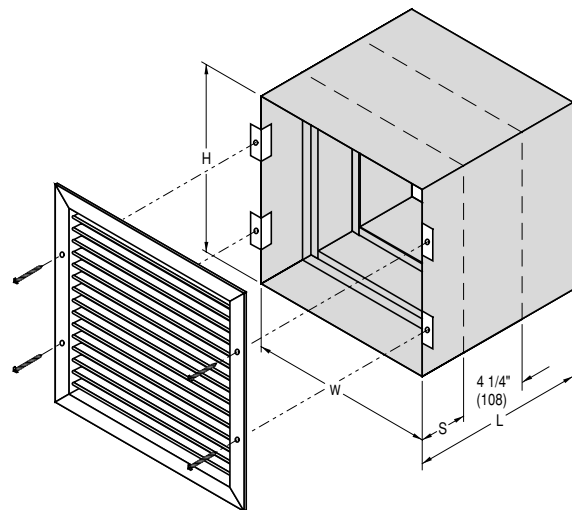
- 0110G TYPE A
- 0120G TYPE B
- 0130G TYPE CR



The Nailor 0100G Series integral sleeve fire dampers are designed for use in conjunction with a steel grille when ductwork terminates at an opening in a fire rated wall/partition. The 0100G Series is 1 1/2 hour UL labeled for use in 2 hour fire separations or less and is classified for use in static "fans off" systems where the HVAC system shuts down in the event of a fire alarm. This unique product utilizes special grille mounting flanges on the sleeve that eliminate the requirement for unsightly retaining angles which commonly protrude from behind the grille. The steel grille installs over and completely conceals the mounting flanges for a clean, aesthetic finish. The fire damper is offset in the sleeve to accommodate a single or double deflection supply air grille, single deflection supply air register or a return air grille or register. Countersunk screw holes in the grille frame will match to mounting flanges when Nailor grille is ordered in conjunction with the damper assembly. The 0100G Series features corrosion resistant steel frame, blades and sleeve for performance that lasts, and a choice of transition styles and accessories making installation fast and simple.

CONSTRUCTION DETAILS:

	0110G (Type A)	0120G (Type B)	0130G (Type CR)
FRAME:	4 1/4" (108) wide, 22 ga. (0.85) roll-formed G60 galvanized steel	4 1/4" (108) wide, 22 ga. (0.85) roll-formed G60 galvanized steel	4 1/4" (108) wide, 22 ga. (0.85) roll-formed G60 galvanized steel; out of airstream
BLADES:	Curtain type, interlocking blades, 22 ga. (0.85) roll-formed G60 galvanized steel	Out of airstream. Curtain type, interlocking blades, 22 ga. (0.85) roll-formed G60 galvanized steel	Out of airstream. Curtain type, interlocking blades, 22 ga. (0.85) roll-formed G60 galvanized steel
STANDARD SLEEVE:	12" (305) x 22 ga. (0.85) galvanized steel with 3/4" (19) wide grille mounting flanges	12" (305) x 22 ga. (0.85) galvanized steel with 3/4" (19) wide grille mounting flanges; type B duct connection on one end	12" (305) x 22 ga. (0.85) galvanized steel with 3/4" (19) wide grille mounting flanges; type C duct connection on one end
FUSIBLE LINK: (UL Listed)	165°F (74°C) Std. 212°F (100°C) available	165°F (74°C) Std. 212°F (100°C) available	165°F (74°C) Std. 212°F (100°C) available
BLADE CLOSURE:	Vertical mount; gravity Horizontal mount; stainless steel closure springs with galvanized steel locking ramps	Vertical mount; gravity Horizontal mount; stainless steel closure springs with galvanized steel locking ramps	Vertical mount; gravity Horizontal mount; stainless steel closure springs with galvanized steel locking ramps
MOUNTING:	Vertical or Horizontal	Vertical or Horizontal	Vertical or Horizontal
OPTIONAL GRILLE:	Steel grille with correctly located countersunk screw holes; Select model from Nailor Air Distribution Catalog	Steel grille with correctly located countersunk screw holes; Select model from Nailor Air Distribution Catalog	Steel grille with correctly located countersunk screw holes; Select model from Nailor Air Distribution Catalog



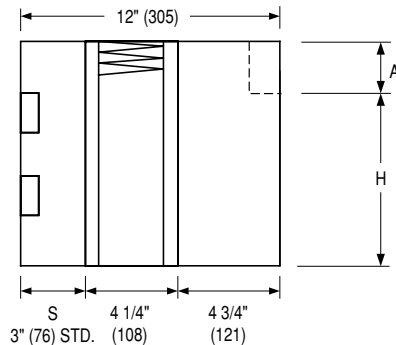
TYPE A: MODEL 0110G

For MIN./MAX. UL SIZES see chart on page D10.

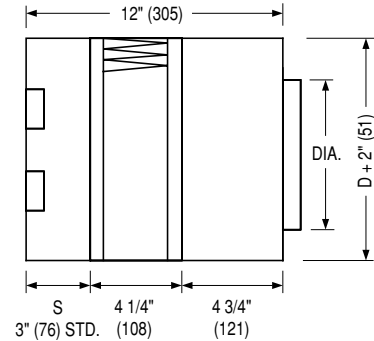
D
CURTAIN FIRE DAMPERS

OPTIONAL DAMPER/SLEEVES:

DUCT HEIGHT (H)	'A' DIM.
6" thru 17" (152 - 432)	2" (51)
18" thru 21" (457 - 533)	3" (76)



TYPE B DUCT CONNECTION ON ONE END: MODEL 0120G



TYPE C ROUND DUCT CONNECTION ON ONE END: MODEL 0130G

HOW TO DETERMINE SLEEVE LENGTH/DAMPER POSITION:

To calculate sleeve length, determine wall thickness and add 3" (76) minimum for rear retaining angles and duct connection. Front of assembly fits flush with wall. Damper offset (dimension 'S') should accommodate grille selection depth, but fire damper position must remain within plane of wall.

FOR NON-STANDARD SLEEVE LENGTH, SPECIFY LENGTH.

FOR NON-STANDARD DAMPER POSITION IN SLEEVE, SPECIFY DIMENSION 'S'.

OTHER OPTIONS/ACCESSORIES:

	CODE	DESCRIPTION
QUICK-SET ANGLE	QS1	Single set of "Quick-Set" Retaining Angles for Rear Side
HEMMED SLEEVE	HM1	Sleeve End Hemmed for Slip and Drive Connection
MICROSWITCH	MS	24V Microswitch
	MSE	120/24V Microswitch with Enclosure

HOW TO SPECIFY

SUGGESTED SPECIFICATION:

Provide and install, as shown on plans and as described in specifications, fire dampers for use with grilles, as manufactured by Nailor Industries, meeting or exceeding the following criteria: Fire dampers shall be manufactured, tested and labeled in accordance with UL 555 Safety Standard for Fire Dampers - Sixth Edition, June 1999, and shall have 1 1/2 hour fire resistance rating. Each fire damper shall bear a UL label verifying fire resistance rating in addition to intended mounting position. Each fire damper shall be complete with a (**specifier select one**) 165°F (74°C) or 212°F (100°C) UL Listed fusible link. In addition, each fire damper shall be provided from the factory in an integral 22 ga. (0.85) galvanized steel sleeve with one 'Quick-Set' retaining angle, and grille mounting flanges specially designed for use with a steel grille of minimum 26 ga. (.5) construction. Fire dampers shall be offset in the sleeve an appropriate amount to maintain positioning of fire damper within plane of wall. Data submitted for approval shall include confirmation of UL qualifications in addition to manufacturer's installation instructions. Fire dampers shall be installed in accordance with manufacturer's instructions, and same installation instructions shall be included with each fire damper shipment. Fire dampers for use with steel grilles shall be Nailor Industries Models 0110G (Type A), 0120G (Type B transition), 0130G (Type C transition).

D

CURTAIN FIRE DAMPERS